

Phonics Screening Check 2021

Year 2

What is the phonics screening check?





- The phonics screening check is designed to confirm whether individual children have learnt phonics decoding and blending skills to an appropriate standard.
- Children in Year 1 throughout the country usually take part in a phonics screening check during a given week in June. Cancellation of the phonics screening check in June 2021 means incoming year 2 pupils did not take the check in year 1.
- In the 2021 to 2022 academic year, it is statutory for schools to administer a past version of the phonics screening check to year 2 pupils during the second half of the 2021 autumn term and return results to their local authority.
- Headteachers should decide whether it is appropriate for each of their pupils to take the phonics screening check.

What happens during the check?

- The test contains 40 words.
- Each child will sit one-to-one and read each word aloud to a teacher.
- The test will take approximately 10 minutes per child, although all children are different and will complete the check at their own pace.
- The list of words the children read is a combination of 20 real words and 20 pseudo words (nonsense words).

Pseudo Words (Nonsense Words)


- The pseudo words will be shown to your child with a picture of an alien.
- This provides the children with a context for the pseudo word which is independent from any existing vocabulary they may have.
- Pseudo words are included because they will be new to all pupils; they do not favour children with a good vocabulary knowledge or visual memory of words.

ot	
vap	
osk	
ect	

The Phonics Screening Check



01:58



Reporting to parents

- Headteachers must report pupils' results to parents in their annual reports. This should include whether their child has met the expected standard to ensure they are aware of their child's progress in developing phonics decoding skills.
- This year, all parents will receive their child's results via email no later than 1 week after the checks of all children are complete. We anticipate this will be no later than Friday 3rd December.

How will the results be used?

- Data from the autumn check will be used by DfE to determine which eligible pupils have not met the expected standard in phonics by the end of the 2021 autumn term, and are therefore expected to take the statutory check in June 2022 (alongside year 1 pupils).
- These aggregated results will be used to create the school-level 'expected lists' provided to LAs to help inform their monitoring of the June 2022 check.
- Pupil level results will be added to the National Pupil Database (NPD) as the record of the relevant pupil's phonics assessment.
- Data from the autumn check will not be added to Analyse School Performance or reported in national statistics, but schools should use the assessment outcomes to help inform their own teaching and support to pupils.

How can you help?

- Continue to work with your child at home
- Encourage your child to 'sound out' or 'fred talk' when reading some words. Remember that each letter does not always make a sound on its own. Sometimes a group of letters make one sound:
 - Digraph – 2 letters making one sound: **ow**
 - Trigraph – 3 letters making one sound: **right**
 - Split Digraphs – 2 vowels with a consonant in between. Previously known as the magic e: **line**
- Use the videos on Microsoft Teams to help
- Spelling Shed

Frequently Asked Questions

Does my child have to take the check?

With some exceptions, all pupils who will reach the age of 7 by the end of the 2021/22 academic year must take the check in the autumn 2021 term (most pupils will be in year 2).

Who will administer the check?

Miss Hornett has already administered practise checks with your child and will administer the final check this term.

Frequently Asked Questions

What if my child 'fails'?

If your child does not reach the expected pass mark, they will need to re-sit the check in the summer term. Miss Hornett will speak with you about additional support we will put in place.

What if my child is not in school when you do the checks?

We are able to administer the check at any point before the Christmas holiday, so it can take place on their return to school.

If my child gets upset by the check, can you stop?

Yes. It will be a very informal process for the children which they have already experienced but Miss Hornett will stop the check if needed for a break.

Any other questions?



Examples of phonics teaching:

Here are some videos of how we teach phonics in school. Each video lasts no more than 15mins. These links are only active for a limited time (until midday 24th Nov) so if you wish to view them after this date, please let Miss Hornett know and we can share new links.

Single sound m: <https://schools.ruthmiskin.com/training/view/F8W5XyLs/qtcsvciH>

Digraph ay: <https://schools.ruthmiskin.com/training/view/Oqv8j7DM/V3uynrMR>

Trigraph are: <https://schools.ruthmiskin.com/training/view/X04clnuu/h8rR3H1e>

Split digraph a-e: <https://schools.ruthmiskin.com/training/view/n0wYquo7/rSe14Yc9>

Here are some examples of how phonics are used for spelling:

Digraph ay: <https://schools.ruthmiskin.com/training/view/2bnvuh1l/RZVzOw5G>

Trigraph are: <https://schools.ruthmiskin.com/training/view/POGp5cgE/Bi8Nxsno>

Split digraph a-e: <https://schools.ruthmiskin.com/training/view/IEqU47Mm/SsuevABl>